

**PO Box 260245  
Lakewood, CO 80226  
877-827-3279  
[www.trafficgraphics.com](http://www.trafficgraphics.com)**



**Work Zone Safety**

**Activity Book**




## Introduction

To Parents, Teachers and anyone else that has an interest in teaching safety to kids. Join your kids as they learn about Work Zone Safety! Work Zone Safety is very important. Each year we see more and more work done on our nations roads and all of us need to become more aware of the workers, the roadway changes, and drive with the extra caution through work zones. The second week of April is Work Zone Safety Week. This date was established through an agreement between the Federal Highway Administration, AASHTO and American Traffic Safety Services Association. Their one driving goal... To help save lives in work zones across the nation.


We hope that through this activity book you and the kids will become aware of what the different signs and devices mean as you travel across the nations roads and highways.

Please take an interest in the child's learning experience and answer any questions they may have, remember they are the drivers of the future.


Hi, my name  
is Ima Cone,  
I want you  
to meet my  
friends. We  
are here to  
help you  
learn more.




My name is  
Doris Drum




I am  
Tyler Tube





My name is  
Barri Cade





Do you know why signs are different colors?  
Each sign color means something different. I hope  
this helps you remember what each sign color means.

|              |   |
|--------------|---|
| Red          | Stop or do not do it. It would be very dangerous if you disobey a red sign.   |
| Yellow       | Caution, remember yellow be mellow  |
| Green        | Helps you know as you GO  |
| white        | when it's the law, it's spelled out in black and white  |
| Blue         | Lets you know things to DO  |
| Yellow Green | Caution, people could be on the scene   |
| Brown        | Things to do so you won't frown   |
| Orange       | Means work Zone. Nothing rhymes with orange, just like a work zone does not always fit your plans.<br>Please, STAY ALERT. |



Traffic signal




Push the button once, and wait for the walk symbol.



It's okay to walk when this symbol is white. Remember, look both ways to see if the street is safe to cross.



Don't walk if the hand is RED.






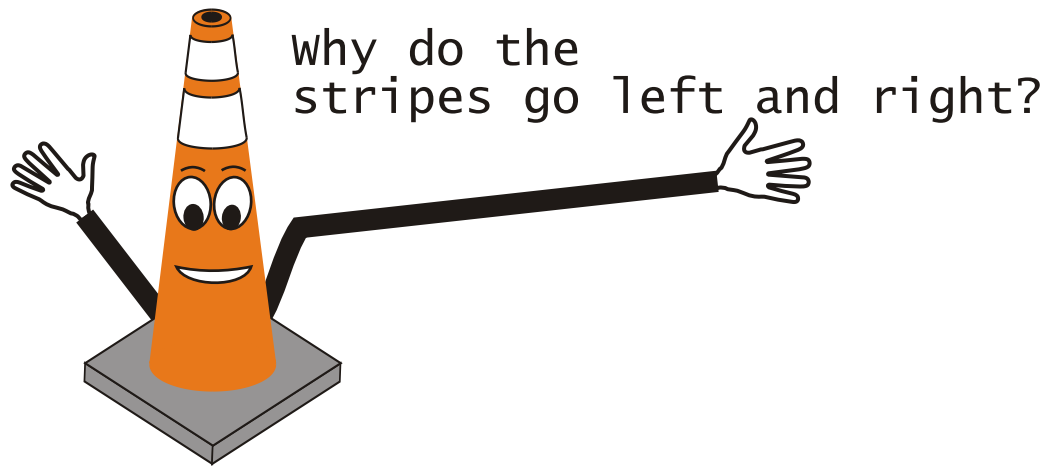
My friends and I all do the same job, we show you where it is safe to drive.

Cones like me are used when the work zone will not last a long time.


I am used when the work zone will last a long time.

I'm used when there's no room for my friends.






Stripes point down  
to the left,  
drive to the left



Stripes point down  
to the right,  
drive to the right





I am used  
to show the way  
or keep you moving  
without delay.  
I'm often placed  
to guard a hole.  
To keep you safe  
my only goal.




**ROAD  
CLOSED**


I'm Barri Cade's  
big brother.  
I tell you when  
the Road is Closed



Green helps you  
know as you GO!



Below is the  
shape of a street  
name sign.  
Print the name of your  
street in the blank.  
Your street sign may be  
any color like green,  
blue, or brown.  
Make it look like your  
street name sign.



I live on  
Jasmine Lane

**JASMINE LANE**





Blue - helps you know what you can DO!



Hospital



Gas



Camping




Handicap



Fill  
in  
the  
blanks




These signs are brown,  
fun things to do  
so you won't  
frown!



Fishing



Mountain Climbing



Swimming



Motorcycle




Campfires

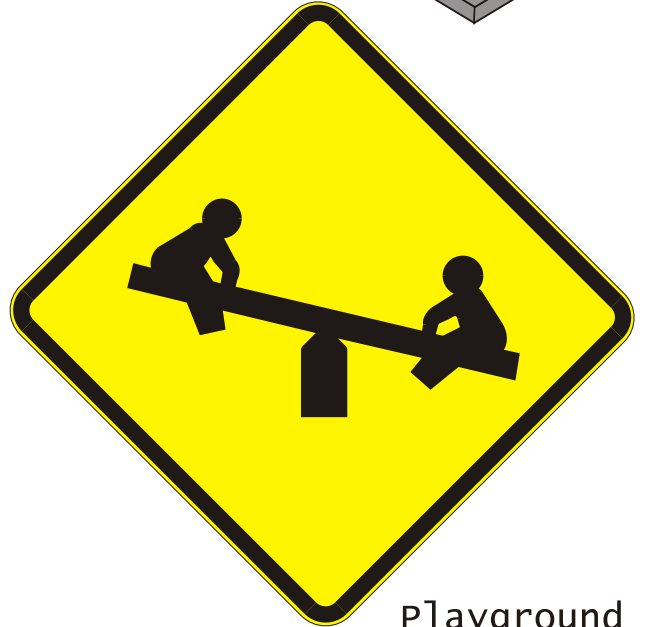


Hiking

These are warning signs. Remember caution, Yellow Be Mellow



Snowmobile Crossing



Playground Sign



Fire Station




Slippery when Wet



School Crossing, 2 people

2 ways to  
tell the difference  
between a school  
crossing and a  
pedestrian crossing.

The shape of the sign and  
look for the books!

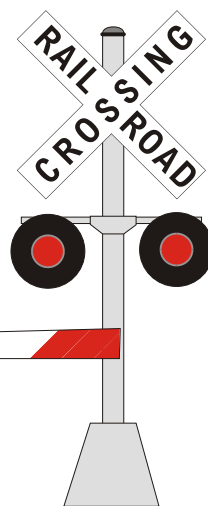
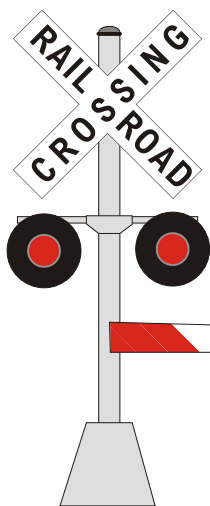



These signs could  
be yellow, but  
soon will be  
Yellow-Green.  
Remember,  
Yellow-Green means  
people are on  
the scene



Pedestrian Crossing, 1 person

Stop! There's  
a train coming.  
Remember  
Red means stop  
or do not do it




Can you name this round sign? \_\_\_\_\_

where would you see it? \_\_\_\_\_

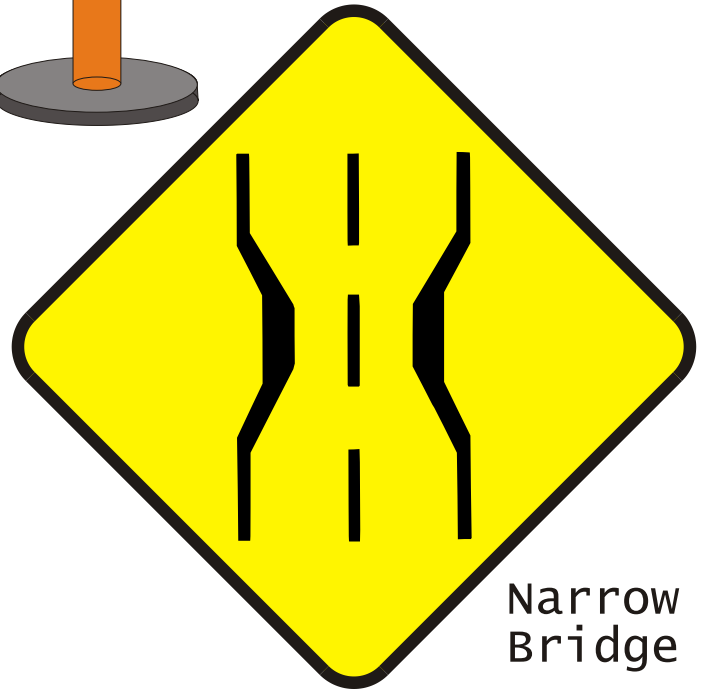



Did you know  
this is the  
only sign that  
is round.



Answers  
Railroad Crossing Sign  
Before a Railroad Crossing


These are warning  
signs, too.  
Remember caution,  
Yellow Be Mellow



Narrow  
Bridge

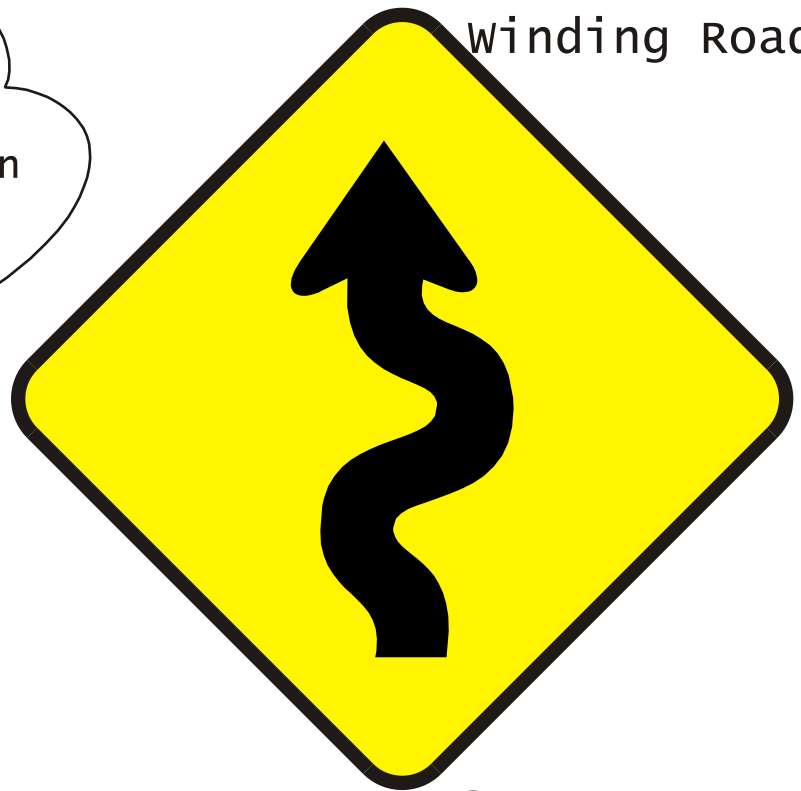


This is the sign that  
will never cross the road  
You will not  
find this sign on  
the right side  
of the road like  
most other signs.







These signs  
are usually  
yellow. They can  
be orange if  
used in  
a work zone.



Winding Road




T Intersection





Two Way  
Traffic  
Symbol



Orange signs everywhere  
Lots of orange, so beware  
Cones lined up  
from here to there  
There must be work zones  
everywhere









What does this sign mean?


It means a flag person may need you to stop for equipment crossing the road. Please STAY Alert!



See this sign from far away  
You must change lanes  
So don't delay



This sign has  
flashing yellow lights




What does  
this sign want  
you to do?

Hint!  
Look at the  
arrow board  
and the  
other sign.

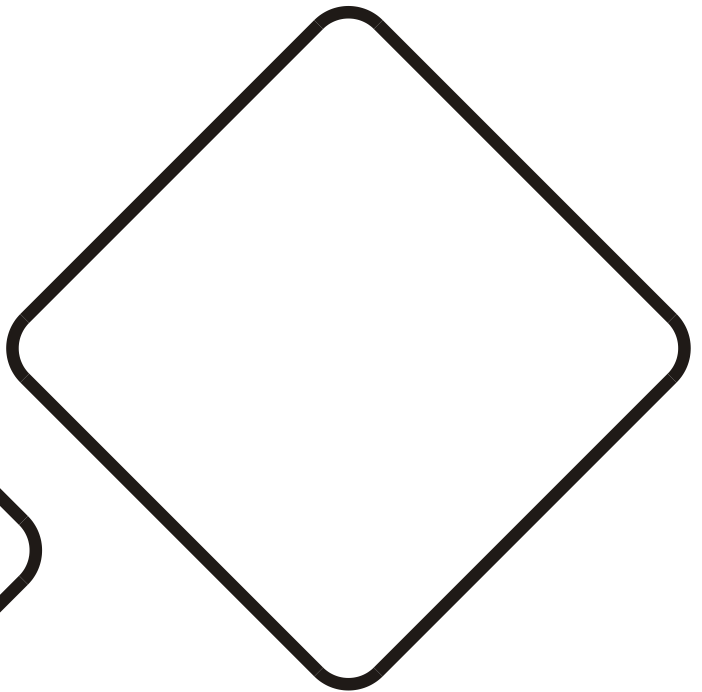



Merge Right




Workers Ahead




We have shown only  
a few warning  
signs use the  
blanks below and  
draw your own or  
others you may see



If this  means NO

And this  means right turn  
what does this mean \_\_\_\_\_?






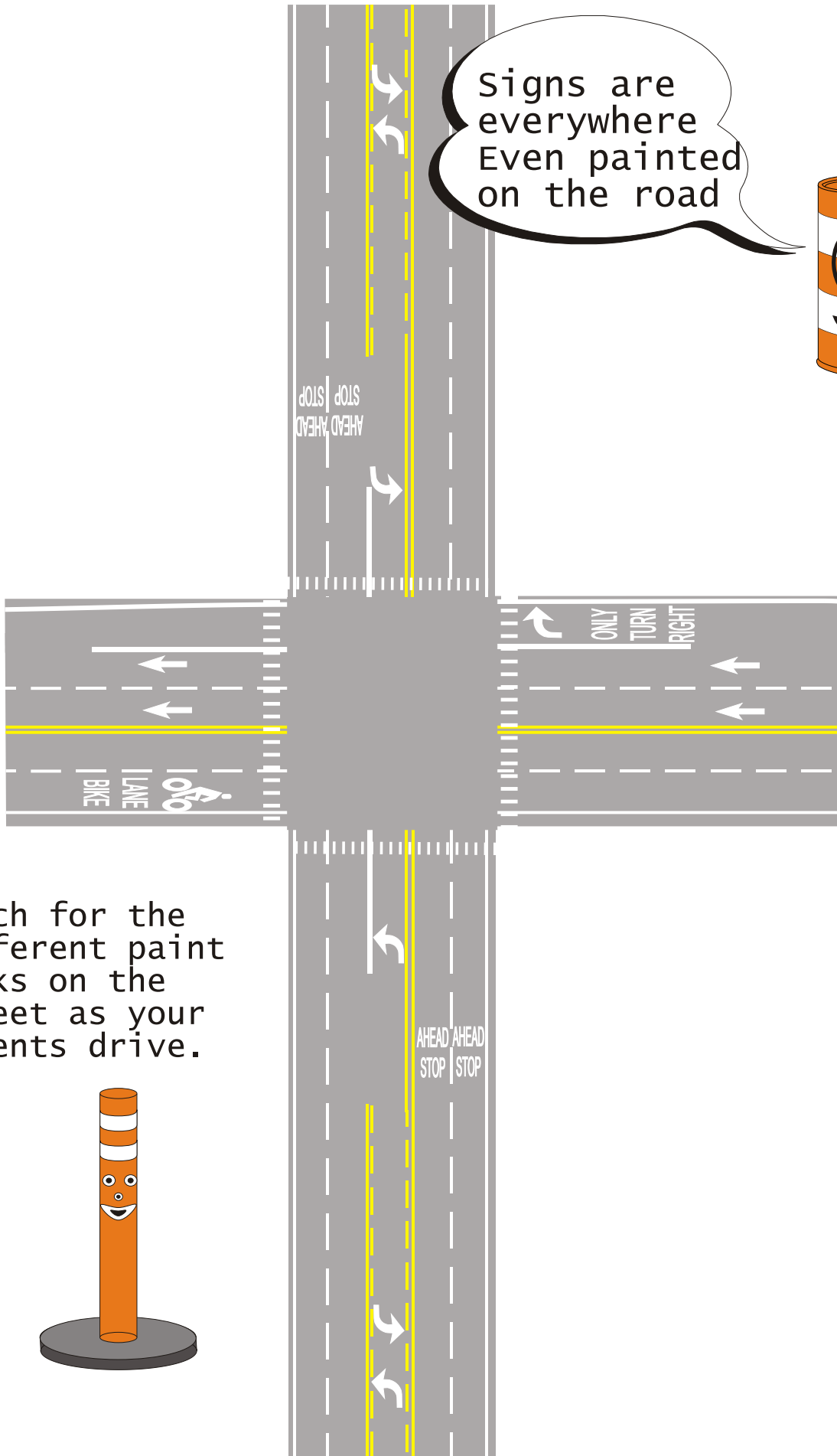

when it's the law  
it's written in  
black and white!




Look for these as you go  
to school or the store.  
Sign color white, words  
are black.



Signs are  
everywhere  
Even painted  
on the road




Watch for the  
different paint  
marks on the  
street as your  
parents drive.





Deer Crossing




Equestrian Crossing




Duck crossing



Open Range



Kangaroo Crossing



Have you seen any other fun signs?

Have some fun!




## SAFETY WORD SEARCH

|   |   |   |   |   |   |   |   |   |   |
|---|---|---|---|---|---|---|---|---|---|
| C | C | W | O | R | K | Z | O | N | E |
| O | R | A | N | E | K | P | R | A | Z |
| N | D | R | I | D | L | R | A | C | U |
| E | O | N | R | U | A | E | N | C | R |
| T | N | I | R | C | W | K | G | O | K |
| F | T | N | E | E | H | R | E | N | A |
| L | W | G | D | S | I | G | N | E | S |
| A | A | N | Q | P | T | G | H | Z | A |
| G | L | E | B | E | E | O | B | O | F |
| G | K | E | L | E | X | I | T | N | E |
| E | V | R | E | D | L | S | I | E | T |
| R | E | G | U | L | A | T | O | R | Y |
| U | S | L | O | W | R | O | A | D | K |
| M | T | L | G | W | J | P | S | T | P |
| B | A | R | R | I | C | A | D | E | W |

CONE  
FLAGGER  
REGULATORY  
WARNING  
WORKZONE  
REDUCE

SIGN  
EXIT  
ORANGE  
CONEZONE  
RED  
WHITE

ROAD  
BARRICADE  
VEST  
SLOW  
SAFETY  
WALK




UNSCRAMBLE THE WORDS  
PLACE THE WORDS ON THE  
SIGN, COLOR IT ORANGE


A R D O

R W K O

A D E A H



Draw a line to match  
the equipment you  
may find in a  
work zone



Excavator

Compactor




Dump Truck

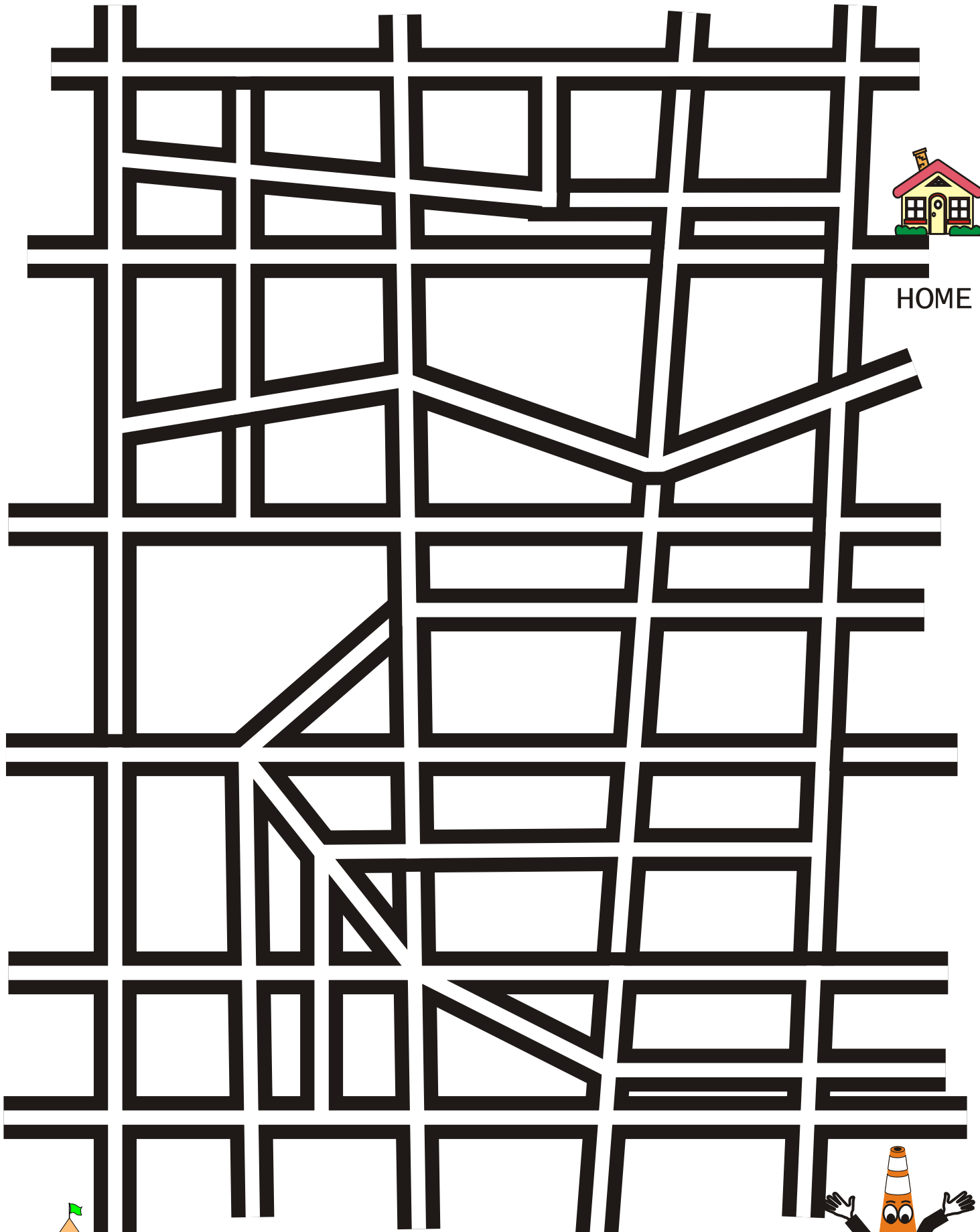
Grader

Cement Mixer


Dozer

Front End Loader






HOME



SCHOOL

Find your way from school to home,  
without signs you could only roam







Traffic signs are for safety.  
When one is missing or broken someone  
may get hurt.  
Call 911 or the non-emergency phone  
number and report it quickly.  
Tell the dispatcher where the sign is  
missing and what type of sign.  
They will tell someone to fix it.  
You may save a life.

